

Lydian

#4

Major

Maj7

Maj7 "Drop 2"

Maj7

Maj7

"C"

This block contains four guitar fretboard diagrams for the Lydian Major scale. The first two diagrams show the C major 7th chord (Maj7) and its "Drop 2" variation. The next two diagrams show the D major 7th chord (Maj7) and its "Drop 2" variation. The final diagram shows the E major 7th chord (Maj7) with a full fingering chart for the Lydian Major scale (E, F#, G, A, B, C, D).

Maj7 "drop 3"

"D"

This block contains two guitar fretboard diagrams. The first diagram shows the F major 7th chord (Maj7) with a "drop 3" fingering. The second diagram shows the G major 7th chord (Maj7) with a full fingering chart for the Lydian Major scale (G, A, B, C, D, E, F#).

Maj7 "drop 3"

Maj7 "Drop 2"

"E"

This block contains three guitar fretboard diagrams. The first diagram shows the A major 7th chord (Maj7) with a "drop 3" fingering. The second diagram shows the B major 7th chord (Maj7) with a "Drop 2" fingering. The third diagram shows the B major 7th chord (Maj7) with a full fingering chart for the Lydian Major scale (B, C, D, E, F#, G, A).

Maj7

"G"

This block contains two guitar fretboard diagrams. The first diagram shows the C major 7th chord (Maj7) with a full fingering chart for the Lydian Major scale (C, D, E, F#, G, A, B). The second diagram shows the D major 7th chord (Maj7) with a full fingering chart for the Lydian Major scale (D, E, F#, G, A, B, C).

Maj7 "Drop 2"

Maj7

"A"

This block contains three guitar fretboard diagrams. The first diagram shows the E major 7th chord (Maj7) with a "Drop 2" fingering. The second diagram shows the F major 7th chord (Maj7) with a full fingering chart for the Lydian Major scale (F, G, A, B, C, D, E). The third diagram shows the F major 7th chord (Maj7) with a full fingering chart for the Lydian Major scale (F, G, A, B, C, D, E).

This diagram shows the G major 7th chord (Maj7) with a full fingering chart for the Lydian Major scale (G, A, B, C, D, E, F#).

This diagram shows the A major 7th chord (Maj7) with a full fingering chart for the Lydian Major scale (A, B, C, D, E, F#, G).

This diagram shows the B major 7th chord (Maj7) with a full fingering chart for the Lydian Major scale (B, C, D, E, F#, G, A).

This diagram shows the C major 7th chord (Maj7) with a full fingering chart for the Lydian Major scale (C, D, E, F#, G, A, B).

This diagram shows the D major 7th chord (Maj7) with a full fingering chart for the Lydian Major scale (D, E, F#, G, A, B, C).

This diagram shows the E major 7th chord (Maj7) with a full fingering chart for the Lydian Major scale (E, F#, G, A, B, C, D).

This diagram shows the F major 7th chord (Maj7) with a full fingering chart for the Lydian Major scale (F, G, A, B, C, D, E).

Ionian

Major

Maj7
Maj7 "Drop 2"

Maj7

"E"

Maj7 "drop 3"

"G"

Maj7 "drop 3"

Maj7 "Drop 2"

"A"

Maj7

"C"

Maj7 "Drop 2"

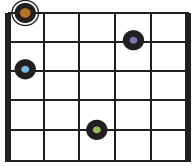
Maj7

"D"

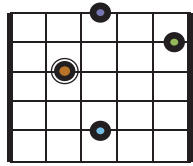
Dorian

b3, b7

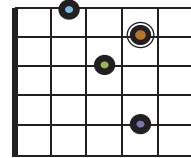
Minor



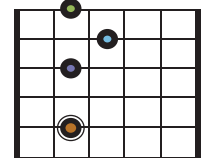
min7 "Drop 3 Inversion"



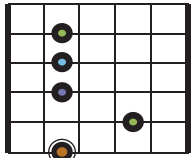
min7 "Inversion"



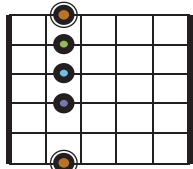
min7 "Drop 3 Inversion"



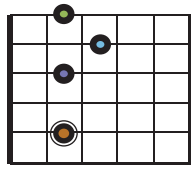
min7 "Drop 3"



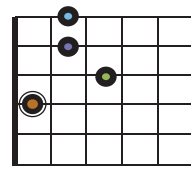
min7 "Drop 2"



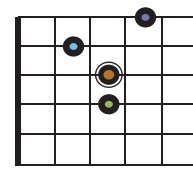
min7 "Drop 3"



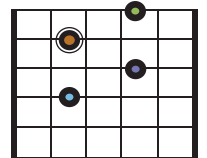
min7 "Drop 3"



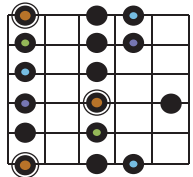
min7



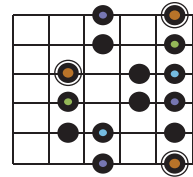
min7 "Inversion"



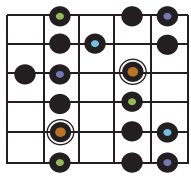
min7



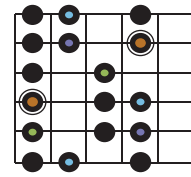
"D"



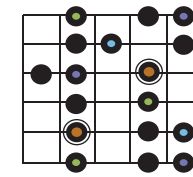
"E"



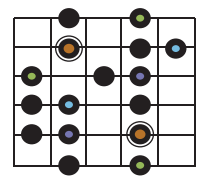
"G"



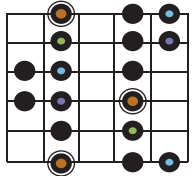
"C"



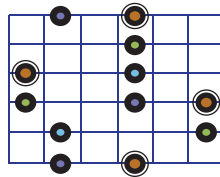
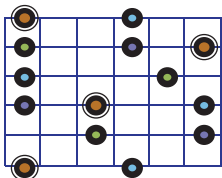
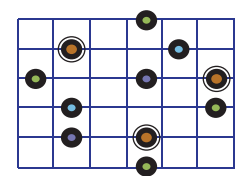
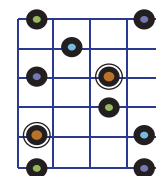
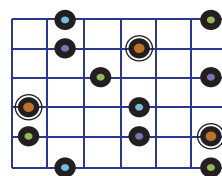
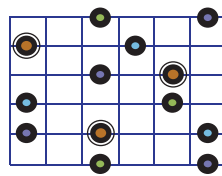
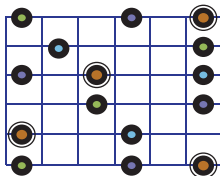
"G"



"A"



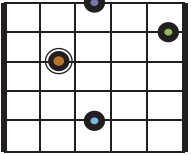
"D"



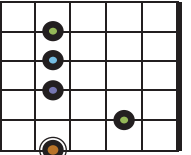
Aeolian

b3, b6, b7

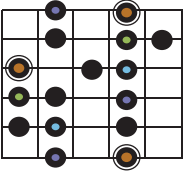
Minor



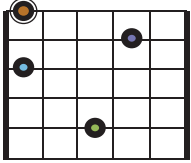
min7 "Inversion"



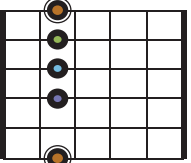
min7 "Drop 2"



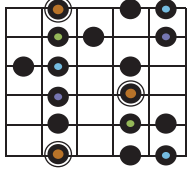
"A"



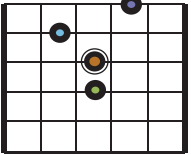
min7 "Drop 3 Inversion"



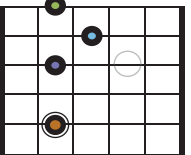
min7 "Drop 3"



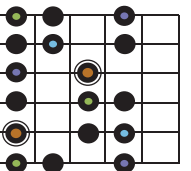
"C"



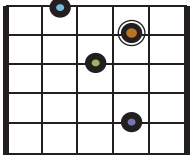
min7 "Inversion"



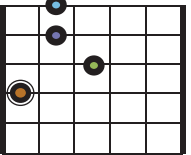
min7 "Drop 3"



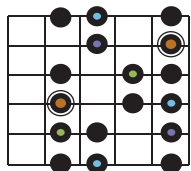
"C"



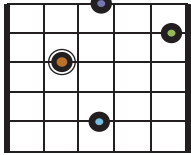
min7 "Drop 3 Inversion"



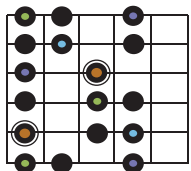
min7



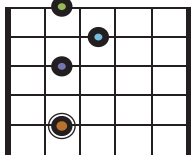
"E"



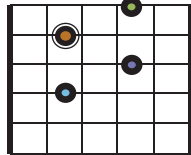
min7 "Inversion"



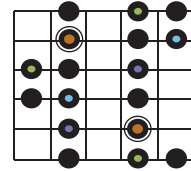
"C"



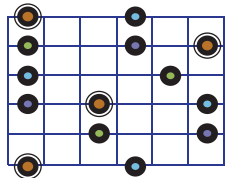
min7 "Drop 3"



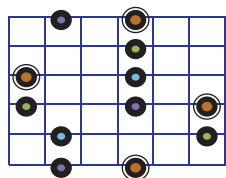
min7



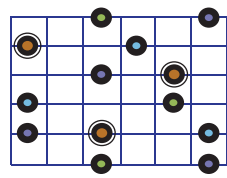
"D"



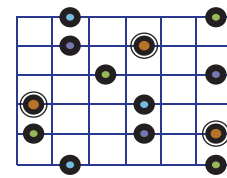
"A"



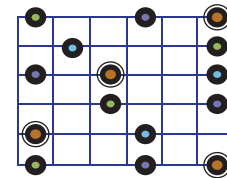
"C"



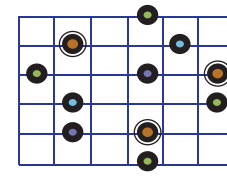
"C"



"E"



"C"



"D"

Phrygian

b2, b3, b6, b7

Minor

min7 "Drop 3 Inversion"

min7 "Drop 2"

"C"

min7 "Inversion"

min7 "Drop 3"

"E"

min7 "Drop 3"

"E"

min7 "Drop 3 Inversion"

min7

"A"

min7 "Inversion"

"E"

min7 "Drop 3"

min7

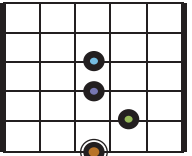
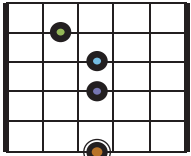
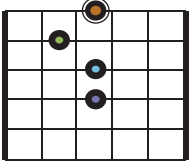
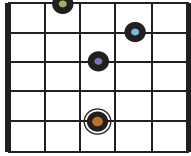
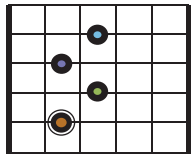
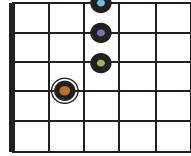
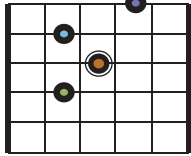
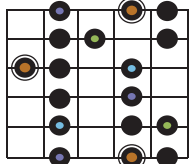
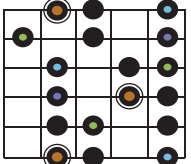
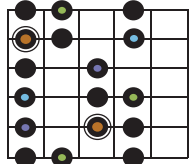
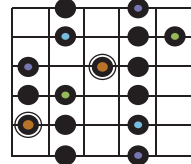
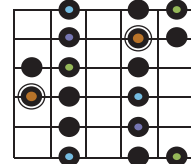
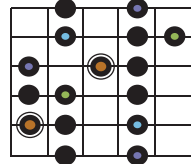
"G"

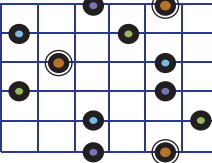
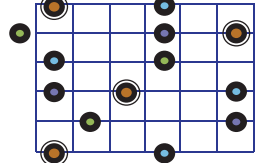
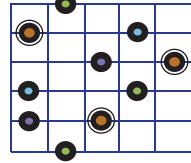
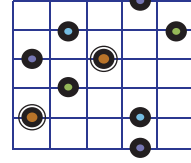
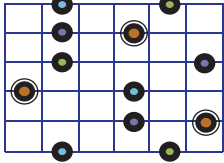
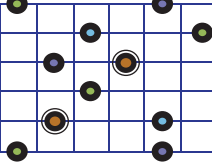
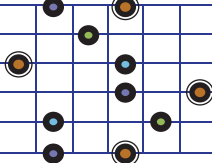
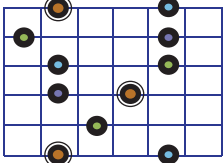
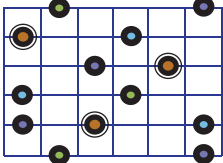
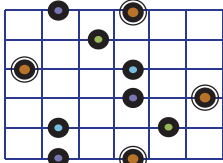
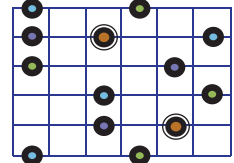
Lorcian

b2, b3, b5, b6, b7

Half-Diminished

(min7b5)

 <p>min7b5 "Drop 2"</p>	 <p>min7b5 "Drop 3"</p>	 <p>min7b5</p>			
 <p>min7b5 "Drop 3"</p>	 <p>min7b5</p>	 <p>min7b5 "Drop 2"</p>	 <p>min7b5</p>		
 <p>"G"</p>	 <p>"E"</p>	 <p>"C"</p>	 <p>"A"</p>	 <p>"D"</p>	 <p>"A"</p>

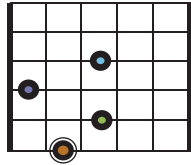
					
					

Diminished

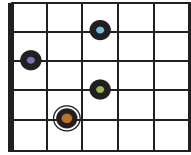
b2, b3, bb5, b6, bb7

Diminished

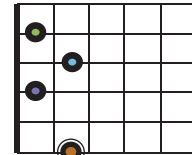
Often a passing chord
substituting **V** or **iii**



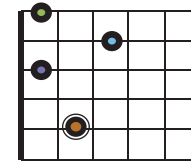
dim7 "Drop 2"



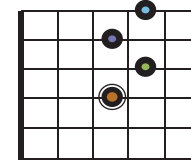
dim7 "Drop 2"



dim7 "Drop 3"

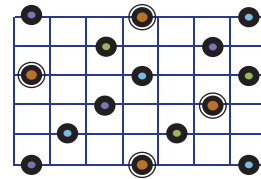
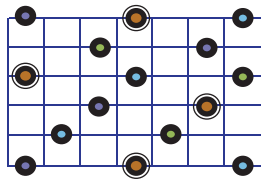
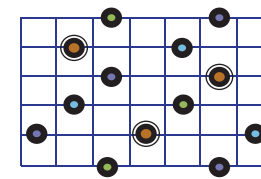
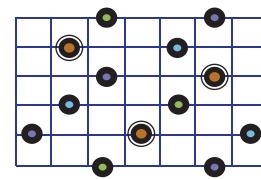
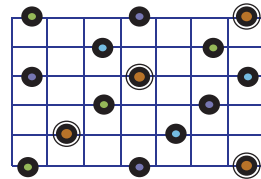
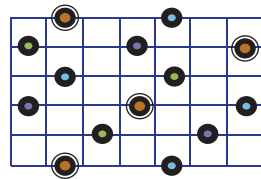
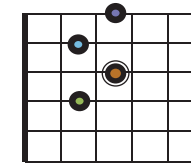
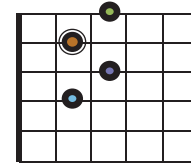
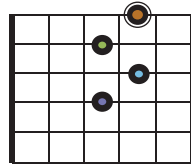
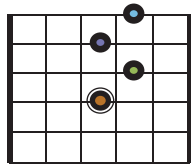


dim7 "Drop 3"



dim7 "Drop 2"

ANY note of the diminished chord
shapes can be the root, eg:



ANY note of the diminished arpeggio shape can be the root.