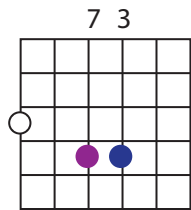
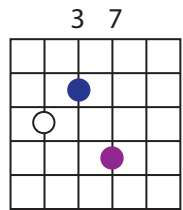


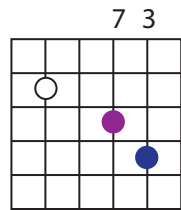
Maj7



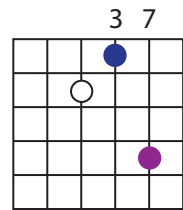
Maj7



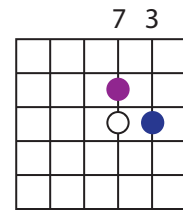
Maj7



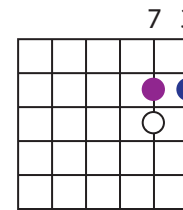
Maj7



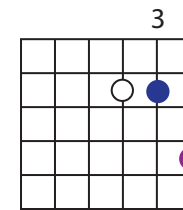
Maj7



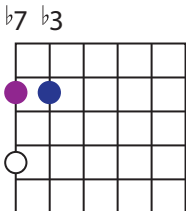
Maj7



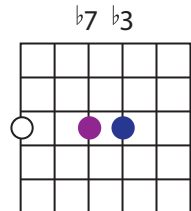
Maj7



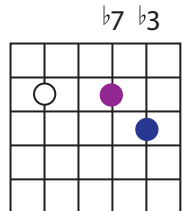
Maj7



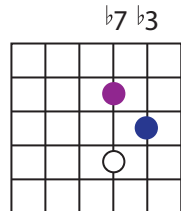
min7



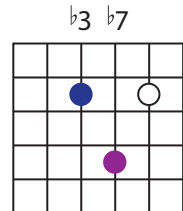
min7



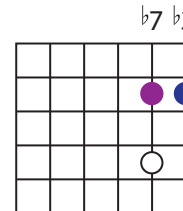
min7



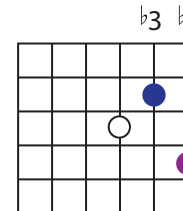
min7



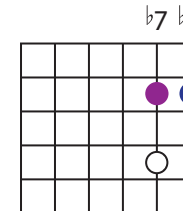
min7



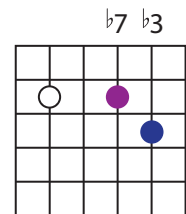
min7



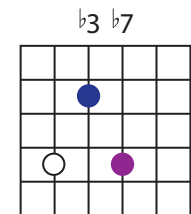
min7



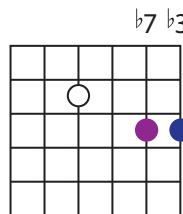
min7



min7



min7



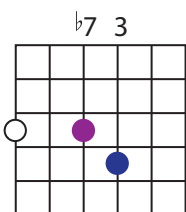
min7

Shell Voicings for Major, Minor and Dominant chords.

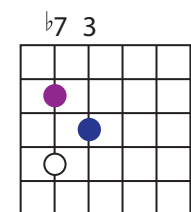
Maj7: use for any Major 7th chord

min7: use for any minor 7th chord

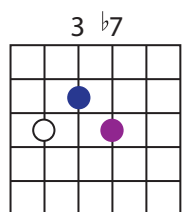
Dom7: use for any dominant 7th chord



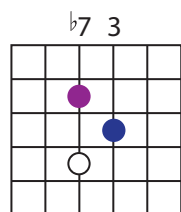
Dom7



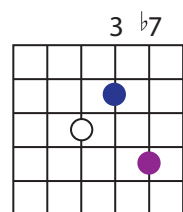
Dom7



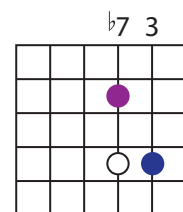
Dom7



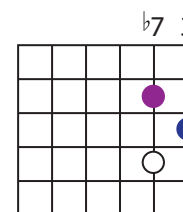
Dom7



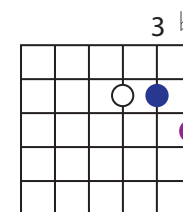
Dom7



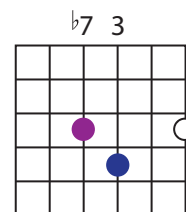
Dom7



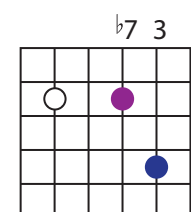
Dom7



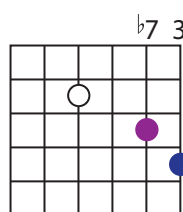
Dom7



Dom7



Dom7



Dom7

Shorthand "comp" chords: play only the 3rd and 7th of seventh chords when another accompanist plays the root (shown as white dot). Since all major, minor and dominant chords have a root and a fifth in common, the third and seventh are all that is needed to differentiate the chord's tonal character. They are the "essential tones."